


The following are highlights from the Educator School Climate Survey conducted between April 3rd and 28th, 2023. Learn more about the School Climate Surveys on the OCDSB's website.



2023 Educator School Climate Survey Results

OTTAWA-CARLETON DISTRICT SCHOOL BOARD

This survey is an opportunity for educators to share feedback about the experiences of students and families in their school in areas related to:



Over 2,100 school-based educators completed the survey
35% participation rate

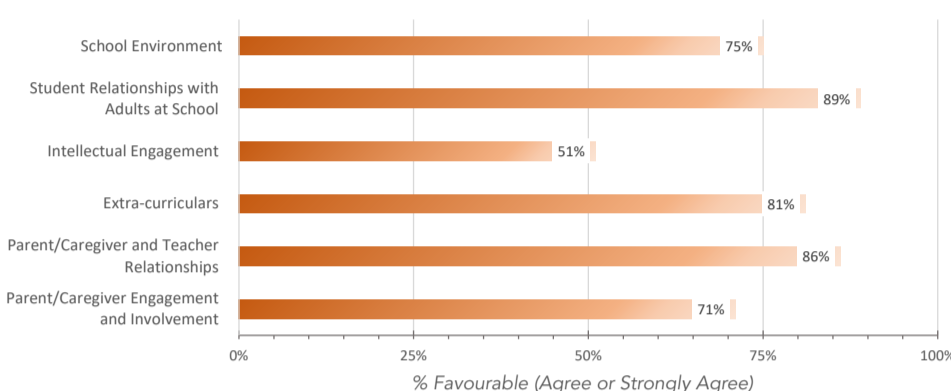


The OCDSB Educator School Climate Survey is:

- For principals, vice-principals, school-based educators, and educational support staff of all students in Kindergarten through to Adult Education.
- Voluntary and anonymous survey
- Completed online
- Conducted every 2 years

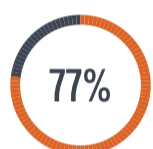
Engagement

- Educators reported strong relationships between students and adults at school
- Relationships between parents and teachers is quite good
- Educators felt positively about school involvement in extracurriculars, and felt that most students feel a sense of belonging at school
- Student intellectual engagement was rated the least positively; ratings were lowest for students in Gr. 7 to 12, and were higher for students in K to 3



Safety

Percent of educators reporting that bullying, sexual harassment (grade 7 to 12 only), or discrimination was brought to their attention in the past 4 weeks



Bullying



Sexual Harassment



Discrimination

According to Educators ...



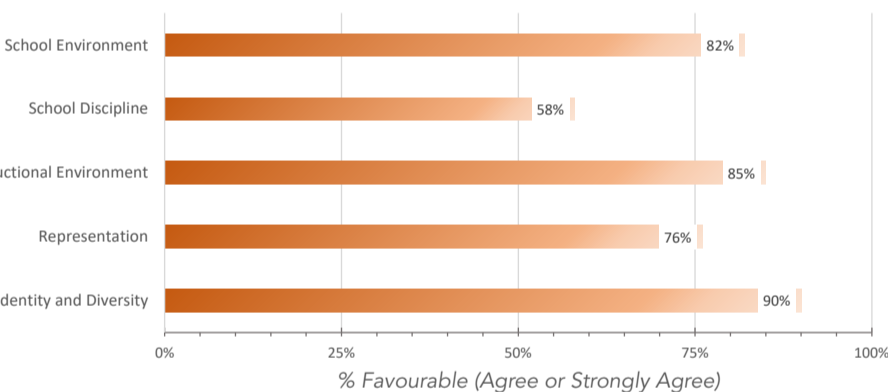
report that students feel safe at school



feel that student behaviour is well or somewhat well-managed

- Student sense of safety was greater for students in K to 6, and lowest in Gr. 7 and 8
- Bullying was most frequently reported to educators of students in Grades 4 to 8
- Student sexual harassment was reported most frequently to educators of students in Grades 7 and 8.
- Educators of students in grades 4 to 8 were most frequently made aware of incidents of student discrimination.

Environment



- Educators feel quite positively about the school environment and instructional environment
- Most educators felt that the school was accepting of diversity
- Educators felt that various identities were well represented in their school, staff and learning materials
- School discipline was rated the lowest (least favourable) for educators

Well-being



of educators reported student well-being was moderate or high

- General student well-being was quite high
- According to educators, perceptions of student well-being were lowest for students in the intermediate division (Grade 7 and 8)
- Educators from the Specialized Special Education program and Educational Support Staff (EA's, ECE's) reported lower student well-being

Equity: Differences in Educator Perceptions of Student Experiences

Educators of students in the intermediate and secondary divisions, educator in specialized special education programs and educational support staff

Less Favourable Experiences

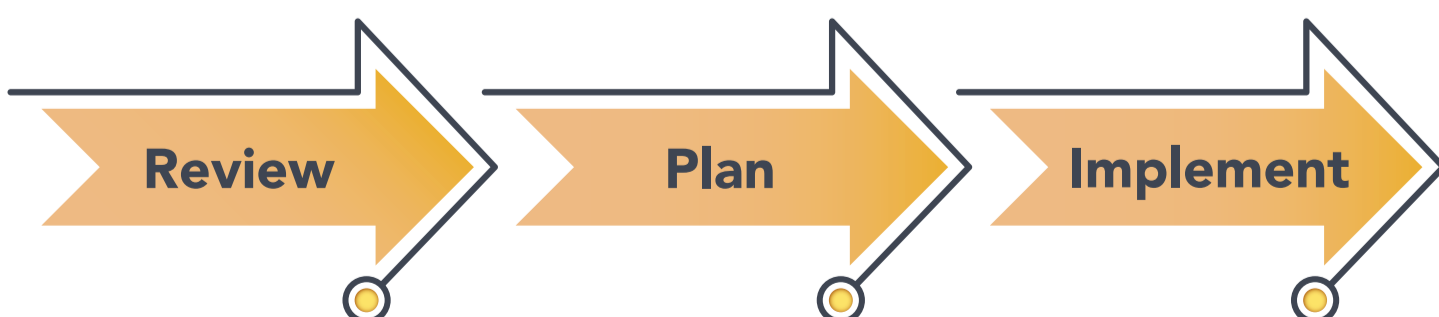


More Favourable Experiences



Educators of school students in the primary and Junior divisions, school administrators and regular classroom educators

Current Initiatives and Next Steps



School administrators will review school results and identify areas of strength and need in their schools; results will be shared with school communities, and will identify actions to improve school climate.

Schools will use results as part of their School Improvement Plan for Student Achievement and Well-Being (SIPSAW)

At the District level, results from the School Climate Survey will serve as a rich source of student voice in support of the development and monitoring of activities and initiatives associated with both the OCDSB Strategic Plan and Board Improvement Plan for Student Achievement and Well-Being.



OTTAWA-CARLETON DISTRICT SCHOOL BOARD